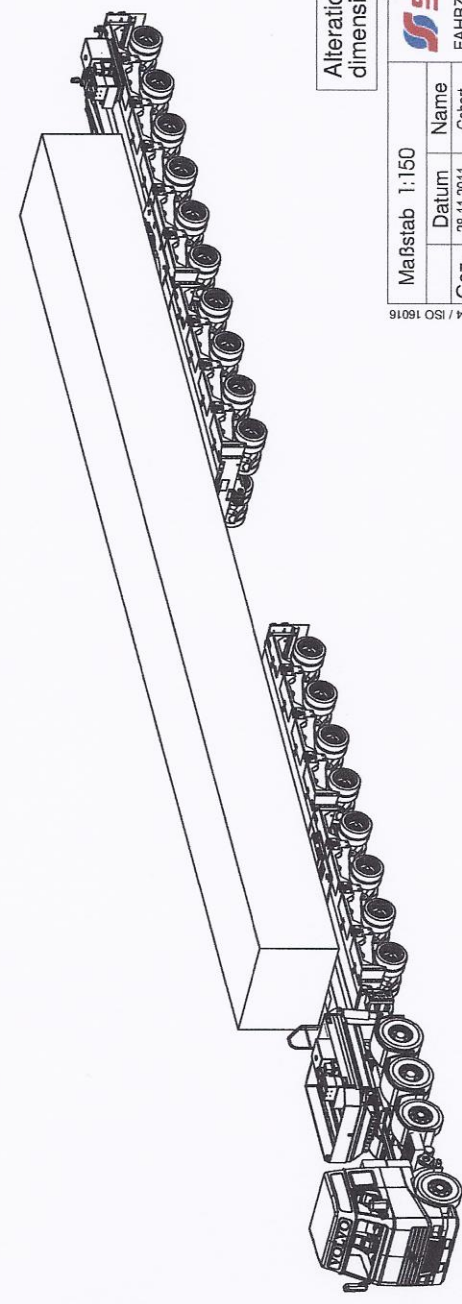
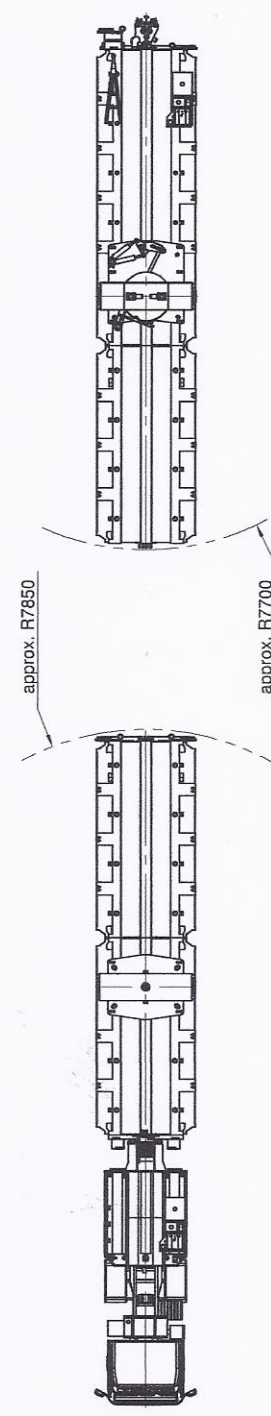
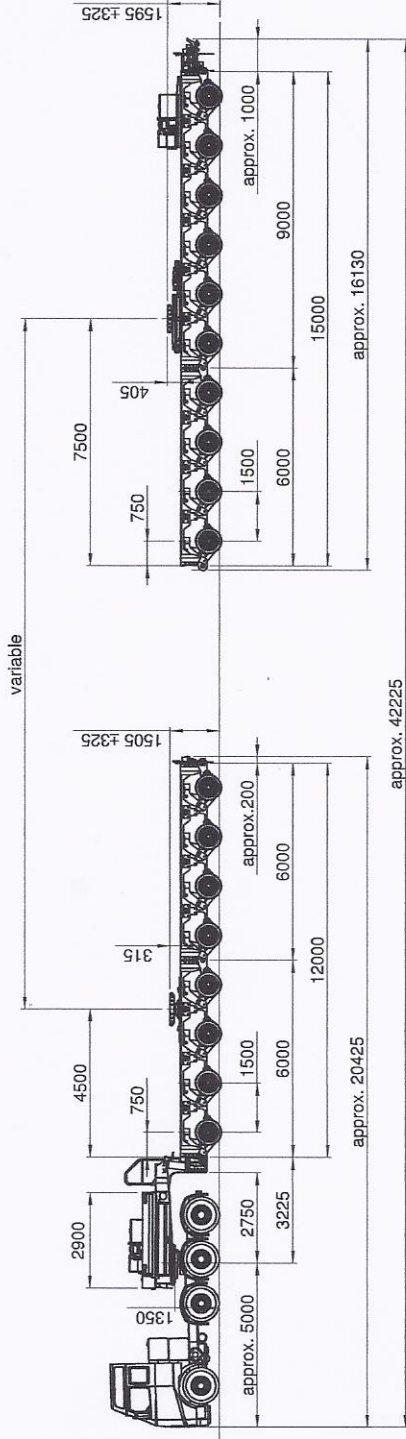
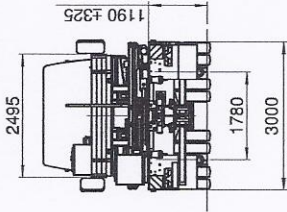


Scale 1:100



This drawing remains the property of Scheuerle. It is entrusted to the receiver for the specified use only. It may not be reproduced nor made accessible to third persons without written permission.
SCHUELERLE-FAHRZEUGFABRIK GMBH

Alterations to design and dimensions reserved!

Matstab 1:150		Name		S2750U 8u10 Schemel S0	
Datum	28.11.2011	Gebert		Inter Combi S0	
Gez.	28.11.2011	Sommer		S2750U 8u10 bolster S0	
Gepr.	28.11.2011	Sommer		Version	0
Urspr.				Bl. 1	1 Bl.

SCHUELERLE
 FAHRZEUGFABRIK GmbH
 Ohringer Str. 16
 D-74629 Pfedelbach

Ers.f.

Ers.d.

Copyright: DIN 24 / ISO 16016